



Mornington Peninsula Bonsai Society Inc

AUGUST NEWSLETTER

2022

Established: 1979

In This Issue:

- President's Report
- Club Meeting Night 17/08/22
- Club Fees Information
- Steve's Presentation 20/7/22
- Up & Coming Events
- Air Layering Presentation-Lou
- Other Club Information
- Seasonal Notes
- Bonsai Calendar
- Diary Dates

If at any time you feel the print is too small, press the F9 key, this will make the newsletter larger.

Club Details:

jillian24@bigpond.com

Meetings are held at the **Moorooduc Community Hall**, cnr Derril Road and Moorooduc Rd, Moorooduc, commencing 7.30pm, the third Wednesday of the month (no meeting in December)

Office Bearers:

President: Steve Jarrold
0451 942 944

Secretary: Jillian Lewis
0407 361 989

Treasurer: Gwen Robinson
0411 331 517

Email Editor—Jillian Lewis

Email address for news & photos
jillian24@bigpond.com

Correspondence: 8 Charles Drive,
Pearcedale. 3912

Social Media

Facebook

<https://www.facebook.com/bonsaimornington/>

Web Site <https://bonsaimornington.com.au>

President's Report:

Hi Everyone,

Last week I noticed the signs that Spring is not far off.

My Ashes, that are always early, have popped out some leaves. If you have not re-potted your deciduous trees, there is not much time remaining. I am just beginning the repotting of my conifers.

Don Deluca will be with us to demonstrate at our club meeting on Wednesday, September 21st. If you have seen Don in action, you will not want to miss this event.

He will hold workshops on Saturday 24th September. Please book in for the workshops ASAP as numbers are limited. You may attend as an observer, where you have a great opportunity to watch, listen and learn. A cost of \$5 will apply to help costs. See you at the August meeting.

Cheers, Steve.



Club Meeting Night Wednesday 17th August 2022 7.00pm for a 7.30pm start.

This is our next Wednesday Meeting Night—this night will be a demonstration on Air Layering of trees by Lou. Don't forget your tree for the Display Table. Tea, Coffee and biscuits provided for all.





Club Fees Update—Due to Covid lockdowns etc, we have been rolling over membership fees. Those who have paid in 2020 or 2021, your fees were carried over to 2022. If you are not sure you have paid, feel free to ring Gwen on 0411 331 517 or send her an email bgrobinsau@yahoo.com.au, or give me a ring on 0407 361 989. **From our AGM in November this year, Club Fees will be due again for the 2022/2023 year.**

Finally, just to let you all know that from Sunday 14th August I will not be available - I am heading off on the Variety Victoria Bash around Australia. If you have any queries about anything, including booking for Don's Saturday Workshop, please feel free to contact our President Steve on 0451 942 944. I will return end of first week in September. If the Bash car doesn't break down. Hopefully not!! Jill



Steve demonstrating the Art of making a Raft out of a Pine Tree at the July meeting. Once established the tree will go into a smaller pot



UP AND COMING EVENTS TO PUT INTO YOUR DIARY

Don Deluca - Presentation on September 21st Club Night . Paid Workshops Saturday 24th September AM and PM at the home of Jillian. **Bookings now open.**

Open Workshop - Sat 3rd September, Advance Native Nursery, Mitchell Street, Mornington. October 1st at the home of Jillian, Last Work shop for the year.

Quentin Valentine - A demonstration by Quentin Valentine on Natives on Club Night **Wednesday October 19th.** Quentin is one of Victoria's leading Australian native tree experts.

Annual General Meeting - Club Night & AGM and Christmas Breakup, November 16th

Some information on Air layering as a Bonsai cultivation technique in readiness for Lou Leman's demonstration at Club Night on the 17/8/2022

Air layering is a method of propagating new trees and shrubs from stems still attached to the parent plant. The stem is wrapped with damp moss to encourage roots to form. In Japanese: "Toriki" - A slightly more advanced technique to propagate Bonsai is air-layering. The concept of layering is **to force a tree or branch to form new roots at a certain point by interrupting the stream of nutrients from the existing root system.**

<https://www.bonsaiempire.com/basics/air-layering>



Other Club's Information

The website for the 9th World Bonsai Convention has been launched and registrations are now open. www.world-bonsai-convention-2022.com

The 'early bird' discounted registration of \$90 is available up until 30 June and provides great value for participating in this virtual bonsai event and see world class bonsai demonstrations from well known bonsai professionals from the nine WBFF regions together with list of other activities. From 1 July 2022 registration will be \$140 - so get in early and save! As a virtual on-line event there are no accommodation or travel costs so the small registration fee is very affordable.


A reminder too that photographs of members' bonsai and suiseki are needed to compile an large exhibition which will be available to view during the Convention.

Thanks for assisting the WBC organising committee and your AABC, the co-hosts, by promoting this world event.

Regards -Frank Kelly -Secretary

AABC - VIRTUAL CONVENTION

Join with us at this
world wide event!



BONSAI SHOW 2022 WAVERLEY BONSAI GROUP

WHEN


13th and 14th of August 2022

10am till 4.30pm - Saturday, 10am till 4pm - Sunday

WHERE

Mount Waverley Community Centre
Corner of Stephensons Rd & Miller Cres, Mount Waverley
Mel Ref: 70 E1

Admission: Adults ONLY \$5.00
Children under 16yrs of age FREE



SEASONAL NOTES

August

This is a busy time of the bonsai year, as trees are root pruned and re-potted before the buds burst. Prepare for potting by sorting your pots; ensure they are clean, choose which pots to use for which trees.

Best Times to Re-pot

For deciduous trees, the ideal time for re-potting is when the leaf buds start swelling but are not yet opened into new leaves.

*Maples develop new growth very quickly.

*Mulberries, Liquid Ambers are usually very early in sending out new shoots;

*Zelkovas and Beeches later.

*Cedars, spruces and pines tend to be early; Cryptomerias later.

Most blossoming and fruiting trees are best potted after flowering, but sometimes leaves emerge during the flowering period – repot before leaves emerge, even if during flowering. Use the swelling of new buds as a guide to ideal potting times.

Some variations: Cotoneaster late spring to summer. Flowering Quince best in autumn.

Other Trees

*Chinese Elm may be root pruned later

*Figs late spring (October to February)

*Azalea spring, after flowering

*Eucalypts summer

*Serissa later in spring

*Juniper anytime

Plants that have been re-potted should not be fertilized for about 4-6 weeks and I usually place the plant in a sheltered area for most of that period of time.

Root Pruning

Most deciduous trees can withstand quite drastic cutting of roots and even bare-rooting.

Warning - Beech, Hornbeam, Oak and Conifers should not be bare-rooted as they have mycorrhiza (a beneficial fungi) on their root systems.

Trees are generally top-pruned in conjunction with root pruning.

When to Fertilize

Do not fertilise directly after root pruning and potting trees, as this may burn roots. Start fertilising these trees once they have recovered from the re-potting and are growing strongly again. This can vary from a month after re-potting or until late summer.

Trees that have not been root pruned can be fertilized with a weak solution as soon as new buds burst and leaves begin to unfold.

Wait a Bit to Wire

After re-potting, wait a few weeks before attempting to wire a tree, to avoid damaging fine roots just emerging. Do not wire new shoots until the wood begins to harden.

Watering

Deciduous trees may need more water as they come into new growth, so adjust watering. Water thoroughly but do not over water.

BONSAI CALENDER 2022

- JAN: Check/Remove wires, Water/Feed regularly
Good time to work on Figs if you have any, they love the heat.
- FEB: Keep watering but stop feeding, reduce trimming
- MAR: Growth at a standstill, only Nitrogen-free fertiliser
- APR: Deciduous trees lose leaves, water if necessary
- MAY: Remove wiring carefully, check all plants for pests
- JUNE: Water if necessary, do not feed
- JUL: Dormant period for most trees and plants
- AUG: Prune hardy deciduous trees, prepare for repotting
- SEP: Wire deciduous trees and repot most trees
- OCT: Prune most trees, end repotting and watch for bugs
- NOV: Start feeding and light trimming, water regularly




OUR SICKIES— Don't forget to let me know of anyone who may be ill.



Diary Dates 2022



- Wed Jan 19** Club Night - Fig Workshop & discussions 7.30pm
- Sat Feb 5** Open Workshop Advance 10.00am—2pm
- Wed Feb 16** Club Night 7.30pm and AGM (2021)
- Sat Mar 5** Open Workshop Advance 10.00am—2pm
- Wed Mar 16** Club Night—Display Table & Mini Trees with discussions by Gwen, Alan and Steve.
- Wed Apr 20** Club Night- Lou, Jill & Steve, 3 persons styling the same type of tree at the one time.
- Sat May 7** Open Workshop Advance 10.00—2pm
- Wed May 18** Club Night - The care of tools and wiring of trees.
- Wed Jun 15** Club Night -Workshop night—deciduous trees or others.
- Wed Jul 20** Club Night - RAFT Styling
- Sat Aug 6** Open Workshop Advance 10—2pm
- Wed Aug 18** Club Night—Air Layering of trees Lou Leman
- Sat Sep 3** Open Workshop Advance 10—2pm
- Wed Sept 21** **Club Night—Don De Luca presentation**
- Sat Sept 24** **Don De Luca workshops at Jillian's home—Bookings Now Open—contact Steve between 13th Aug & 9th Sept.**
- Sat Oct 1** Open Workshop 10—2pm at Jillian's place.
- Wed Oct 19** **Club Night - Quentin Valentine—Natives**
- Wed Nov 16** **CLUB NIGHT/AGM 2022 and Christmas Breakup**
Club fees for 2022/23 due at this time.



Mornington Peninsula Bonsai Society Inc.

- Creative,
- Living,
- Art